



Environmental Performance Report 2018

IGEL Technology GmbH
Hanna-Kunath-Str. 31
28199 Bremen, Germany

Bremen, 25/11/2019

1 Introduction

The scope of this report is related on the German IGEL locations in Augsburg and Bremen. Both locations have a significant responsibility for the design and manufacture of IGEL products. The following environmental aspects will be addressed in this report:

- Energy use
- Scope 1 and Scope 2 greenhouse gas emissions
- Water use

All of them are related on the sustainable development goals (SDGs¹, see title page) and the IGEL Corporate Culture.²

The environmental data for each of these aspects have been assured by the independent third-party ISO 9001 and ISO 14001 audits in November 2019 (verification of the IGEL Integrated Management System for Quality and Environment).

Based on this Management System IGEL has defined own goals (see Figure 1), which will be addressed in this report for the environmental part.

IGEL Quality & Environmental Goals

- ▶ Increasing the usability and internationalization of the IGEL Management System
- ▶ 5% reduction of CO2 emissions per year
- ▶ Climate neutrality by 2020 at the locations Bremen, Augsburg and Reading
- ▶ 5% reduction of paper and toner consumption per year
- ▶ Introduction and implementation of a unified business continuity plan (BCP)
- ▶ Increasing the resource efficiency




Figure 1: IGEL Quality & Environmental Goals

¹ <https://sustainabledevelopment.un.org/sdgs>

² <https://www.igel.com/corporate-culture>

2 Environmental Performance

2.1 Energy Use

2.1.1 Augsburg

The total energy use has increased since 2016 (see Figure 2). This is mainly due to the extension of the Research and Development part. Additionally, the office space has been increased in 2018. The main energy supply is gained from green electricity sources.

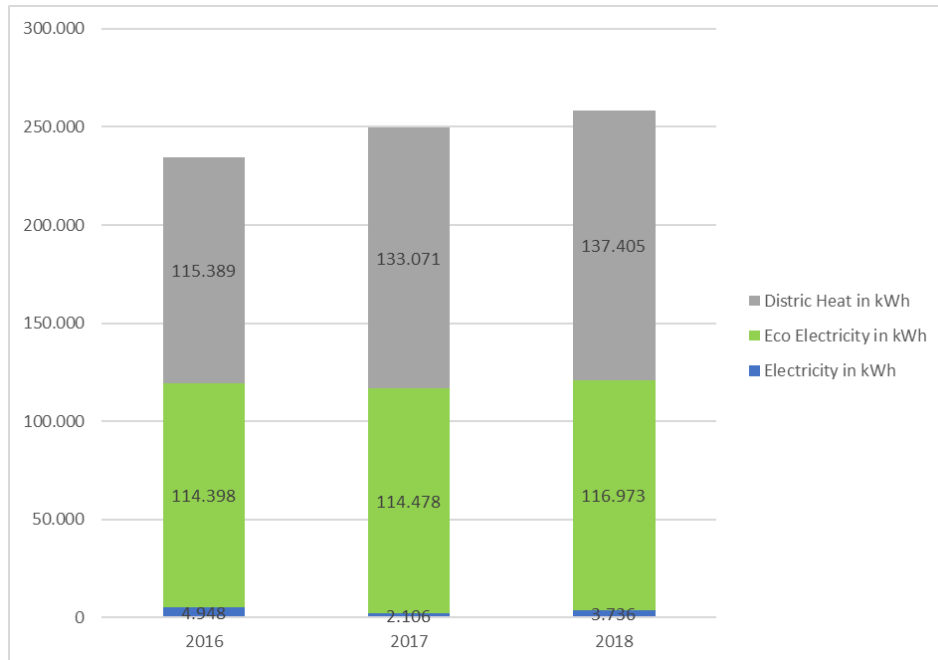


Figure 2: Total Energy Use Augsburg

2.1.2 Bremen

After a decrease from 2016 to 2017 the total energy consumptions has increased in 2018 (see Figure 3). One reason was the increased production of thin clients, additionally the warehouse temperature was regulated on a higher level due to a changed usage concept. Like in Augsburg the main energy supply is gained from green electricity sources.

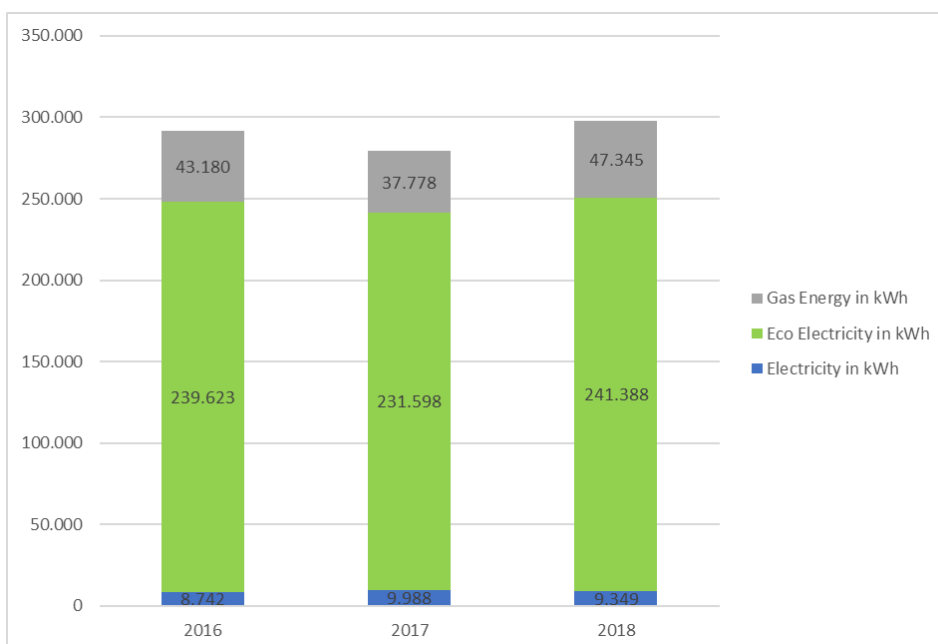


Figure 3: Total Energy Use Bremen

2.2 Air Emission

2.2.1 Augsburg

In Augsburg, District heat (Fernwärme) for heating the building has the main impact on the GHG emissions. Electricity is on a lower level and has increased from 2017 – 2018 (see Figure 4 and chapter 2.1). For achieving the goal in 2020 the emissions need to be reduced mainly for district heat.

The following activities and process changes are planned to undertake at the Augsburg facility to accomplish the commitment:

- Employee Training
- Monitoring of heat controlling systems

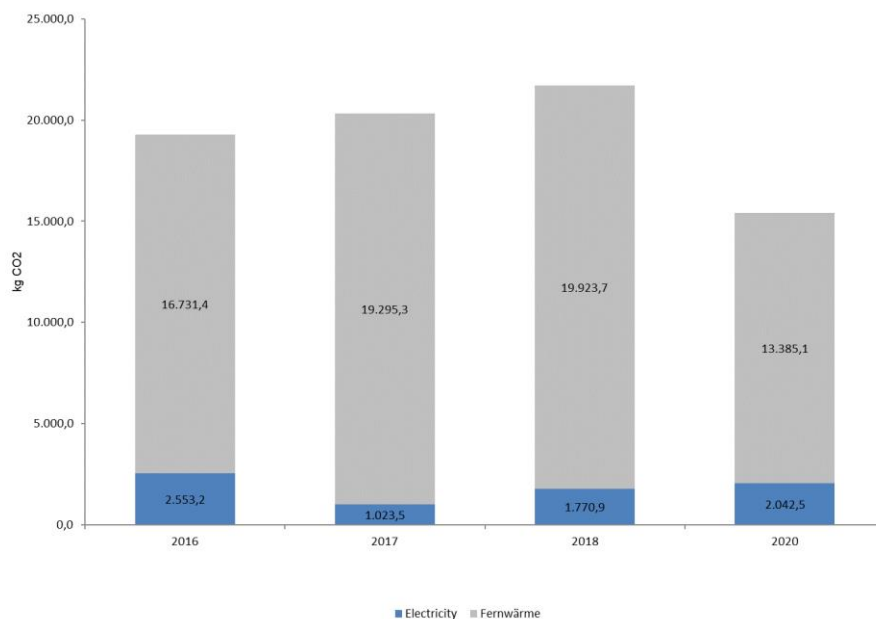


Figure 4: Scope 1, 2 GHG Emissions Augsburg Office

2.2.2 Bremen

In Bremen Gas is in use for heating the warehouse. The offices are heated (and cooled) by electric driven heat pumps. Like in Augsburg mainly eco electricity is in use (carbon neutral). That's the reason for the low GHG rate in relationship to Gas.

Based on these measurements IGEL has reduced the GHG emissions from 2016 – 2017 (see Figure 5). The increase from 2017 to 2018 is based on the business growth of IGEL.

For achieving the goal in 2020 the following measures needs to be performed

- Employee Training and involvement
- Enforced local monitoring and controlling of energy consumption

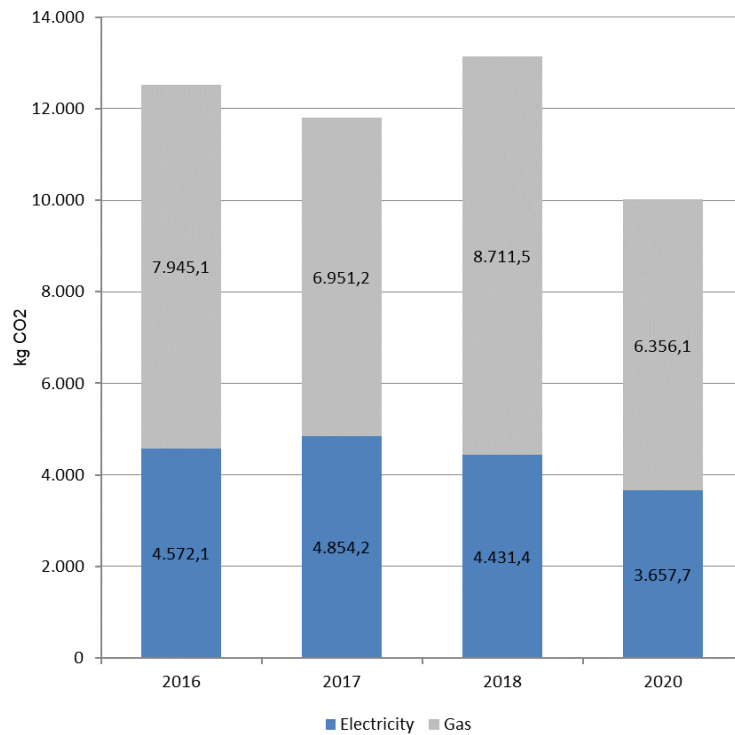


Figure 5: Scope 1, 2 GHG Emissions Bremen Office & Production

2.3 Water Use

2.3.1 Augsburg

After a decrease from 2016 to 2017 the consumptions has been increased in 2018 due to higher number of employees (see Figure 6).

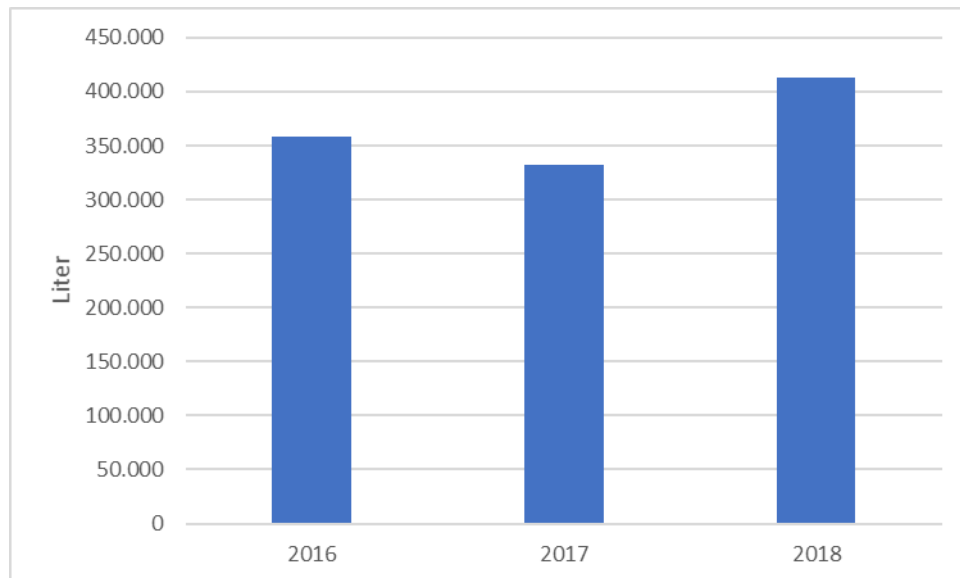


Figure 6: Water consumption Augsburg

2.3.2 Bremen

After a decrease from 2016 to 2017 the consumption has been increased in 2018 (see Figure 6). Main reason for this increase was the support of the IGEL air condition system during the summer 2018 season in Bremen.

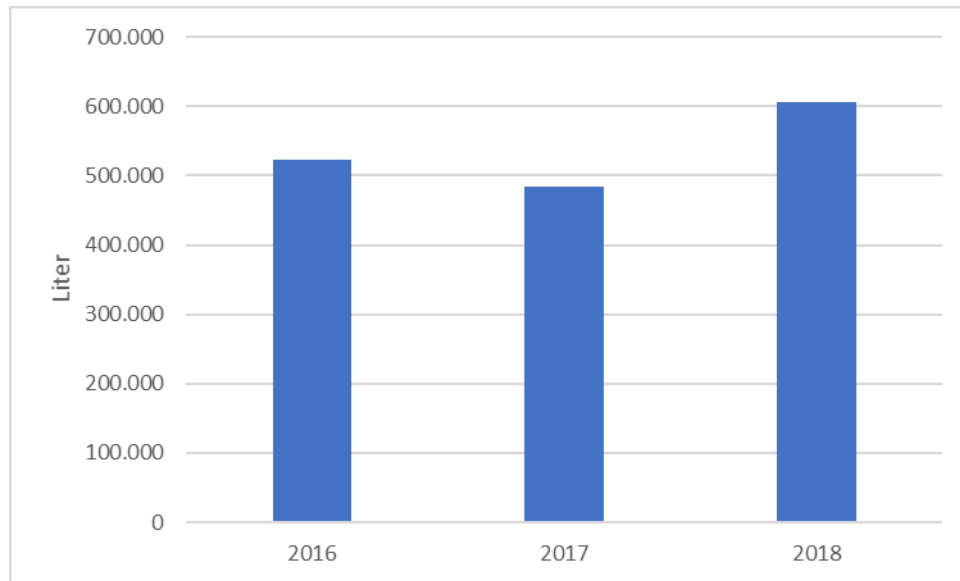


Figure 7: Water consumption Bremen

3 Conclusion

Due to the business growth of IGEL it's challenge to reduce the consumption of energy until 2020 at the locations in Augsburg and Bremen. Nevertheless, IGEL is on good way for becoming climate neutral until 2020 by already using eco electricity. The carbon offset of the residual GHG (until 2020) can be done by investing in carbon offset projects.

The water consumption is mainly related on the number of employees and on the climate conditions in Bremen.

Contact and further information:

Dr.-Ing. Martin Schnatmeyer
Quality & Environmental
Management Representative

+49 421 52094 1103
schnatmeyer@igel.com